

Pacific Bay Reel Seats

Spinning Reel Seats	Fly Reel Seats	Reel Seat Components	Saltwater Reel Seat & Components
Dynawood™  PG-39	Uplocking - UL3  PG-43	Fighting Butt - F2M-T  PG-47	HD Aluminum Mach. Hood  PG-48
Woven Graphite  PG-39	Uplocking - UL3 - Black Satin  PG-43	Fighting Butt - F5-G  PG-47	HD Graphite Mach. Hood  PG-48
All Cork Insert  PG-39	Dynawood™ Uplocking - A4  PG-43	Fighting Butt - F2-B  PG-47	Channel Lock™ - AL - SPECIAL  PG-49
Graphite  PG-40	Nickle Silver Uplocking - NU12  PG-44	Fighting Butt Cap - FBC-T  PG-47	Channel Lock™ - AL - SPECIAL  PG-49
Graphite w/Cushion  PG-40	Uplocking - UL5  PG-44	Fighting Butt Cap - FBP-T  PG-47	Channel Lock™ - Aluminum  PG-49
Graphite Skeleton  PG-40	Downlocking - DL5  PG-44	Graphite Gimbal  PG-60	Channel Lock™ - Graphite w/Hoods  PG-50
Aluminum  PG-41	Machined-Round - A7 - A8 - A9  PG-45	Aluminum Gimbal  PG-60	Channel Lock™ - Graphite  PG-50
Aluminum Spin Rings  PG-41	Machined-Round - AR8L2-B  PG-45	Butt Cap  PG-60	Pac Bay - AL Butt  PG-50
Graphite Spin Rings  PG-41	Uplocking - Dynawood-Round-A5  PG-45	Gimbal Cover  PG-60	CL™ - AL Butts - SPECIAL  PG-50
Casting Reel Seats	Channel Lock™  PG-46	Hosels  PG-59	Pac Bay - AL Butts  PG-51
Graphite Centered Bored  PG-42	Machined-Milled-A6  PG-46	Butt Plug  PG-41	DuraLite Butt Sleeve  PG-51
Graphite Blank-Exposed  PG-42	Machined-Milled-HD AL - A10  PG-46	Arbors  PG-59	Fighting Butts - HD Aluminum  PG-47

Spinning Reel Seats



DYNAWOOD™ BODY REEL SEATS WITH CUSHION

- Dynawood™ is distinctively resin impregnated and densified, and has exceptional resistance to moisture and temperature extremes.
- These inserts are buffed by hand to a hard, high gloss finish to give your rod a classic custom look.
- TiCH-Nickel Alloy plating process over stainless steel hoods to match the color of our TiCH coated guides.
- Cushioned hoods are available in natural stainless steel, black, gold or our TiCH color.
- Skeleton includes one each: threaded barrel, cushioned sliding hood/nut and cushioned fixed hood.
- #16 and #17 hood pockets are designed for spinning reels, but will also hold most fly reels on the market. For fly rods, use butt plugs BP16 and BP18.

WOVEN GRAPHITE BODY REEL SEATS WITH CUSHION



- Woven Graphite inserts offer a smooth clear finish to accentuate the woven materials.
- These inserts lend added sensitivity and less weight to reel seats while keeping a high-tech appearance.
- Hoods and skeletons are the same as listed above for the Dynawood reel seats with cushion.

ALL CORK REEL SEAT INSERTS



C16A-200 (SHOWN WITH G16SKIC-C SKELETON)

- The size 16 "A" grade cork insert is great for a lightweight reel seat and gives rods a traditional look while adding sensitivity to the reel seat.

Body Material	ITEM NO.	LENGTH	I.D.
	Cushioned hoods	mm (inch)	mm (inch)
Woven Graphite	RF-GWG16C-C	102 (4.0)	4.1 (0.555)
	RF-GWG17C-C	114 (4.5)	5.8 (0.620)

Body Material	ITEM NO.				LENGTH mm (inch)	I.D. mm (inch)	Insert Only ITEM NO.
	Stainless steel hoods	Black hoods	Gold hoods	TiCH hoods			
Rose Dynawood	GR16C	GR16C-B	GR16C-G	GR16C-C	102 (4.0)	11.5 (0.453)	RI16-453
	GR17C	GR17C-B	GR17C-G	GR17C-C	114 (4.5)	14.0 (0.550)	RI17-550
	GR18C	GR18C-B	GR18C-G	GR18C-C	127 (5.0)	14.0 (0.550)	RI18-550
Woven Graphite	GWG16C	GWG16C-B	GWG16C-G	GWG16C-C	102 (4.0)	14.1 (0.555)	GWG116
	GWG17C	GWG17C-B	GWG17C-G	GWG17C-C	114 (4.5)	15.8 (0.620)	GWG117
	GWG18C	GWG18C-B	GWG18C-G	GWG18C-C	127 (5.0)	16.6 (0.655)	GWG118
Graphite Skeleton Components Only	G16SKIC	G16SKIC-B	G16SKIC-G	G16SKIC-C	66 (2.60)	15.5 (0.61)	C116A-200
	G17SKIC	G17SKIC-B	G17SKIC-G	G17SKIC-C	70 (2.75)	17.7 (0.70)	Component Breakdown
	G18SKIC	G18SKIC-B	G18SKIC-G	G18SKIC-C	82 (3.24)	17.9 (0.71)	

Spinning Reel Seats

GRAPHITE REEL SEATS

- These tough graphite/nylon reel seats are up to 50% lighter than all metal seats and also provide more warmth, sensitivity and corrosion resistance.
- Self-aligning stainless steel hood with keyway on body, allows faster and stronger reel mounting.
- The inside body is ribbed to insure firmer bonding.
- Hoods available in natural stainless steel, black satin or gold plating.



ITEM NO.			LENGTH mm (inch)	I.D. mm (inch)
Stainless steel hoods	Black hoods	Gold hoods		
G16	G16-B	G16-G	102 (4.0)	15.5 (0.61)
G17	G17-B	G17-G	114 (4.5)	17.7 (0.70)
G18	G18-B	G18-G	127 (5.0)	17.9 (0.71)
G20	G20-B	G20-G	127 (5.0)	19.8 (0.78)
G22	G22-B	G22-G	127 (5.0)	21.8 (0.86)
G24	G24-B	G24-G	142 (5.6)	23.8 (0.94)
G26	G26-B	G26-G	142 (5.6)	26.2 (1.03)
G28	G28-B	G28-G	142 (5.6)	28.6 (1.13)
G30	G30-B	G30-G	142 (5.6)	30.0 (1.18)



GRAPHITE REEL SEATS WITH CUSHION

- Have all the standard features mentioned for graphite reel seats above.
- Graphite/nylon cushion insulates reel feet, preventing electrolytic corrosion.
- TiCH-Nickel Alloy plating process over stainless steel hoods to match the color of our TiCH coated guides.
- Hoods available in natural stainless steel, black satin, gold plating or TiCH color.
- G32C-S hoods are chromed.

ITEM NO.				LENGTH mm (inch)	I.D. mm (inch)
Stainless steel hoods	Black hoods	Gold hoods	TiCH hoods		
G16C	G16C-B	G16C-G	G16C-C	102 (4.0)	15.5 (0.61)
G17C	G17C-B	G17C-G	G17C-C	114 (4.5)	17.7 (0.70)
G18C	G18C-B	G18C-G	G18C-C	127 (5.0)	17.9 (0.71)
G20C	G20C-B	G20C-G	G20C-C	127 (5.0)	19.8 (0.78)
G22C	G22C-B	G22C-G	G22C-C	127 (5.0)	21.8 (0.86)
G24C	G24C-B	G24C-G	G24C-C	142 (5.6)	23.8 (0.94)
G26C	G26C-B	G26C-G	G26C-C	142 (5.6)	26.2 (1.03)
G32C-S *	G32C-B *	G32C-G *	G32C-C *	142 (5.6)	32.0 (1.26)

* G32C cushion is modified to shield the hood opening only.



GRAPHITE SKELETON REEL SEATS WITH CUSHION

- Have all standard features of graphite cushioned hood reel seats.
- TiCH-Nickel Alloy plating process over stainless steel hoods to match the color of our TiCH coated guides.
- Available in sizes #16, #17 and #18.
- Fits Dynawood™ and Woven Graphite inserts or customize your own cork or wood insert to give your rod a unique appearance.

ITEM NO.				LENGTH mm (inch)	I.D. mm (inch)
Stainless steel hoods	Black hoods	Gold hoods	TiCH hoods		
G16SKIC	G16SKIC-B	G16SKIC-G	G16SKIC-C	66 (2.60)	15.5 (0.61)
G17SKIC	G17SKIC-B	G17SKIC-G	G17SKIC-C	70 (2.75)	17.7 (0.70)
G18SKIC	G18SKIC-B	G18SKIC-G	G18SKIC-C	82 (3.24)	17.9 (0.71)

Spinning Reel Seats



A20-B



A18-B with BP18A-B



A16-B

ALUMINUM REEL SEATS

- Machined from high grade aluminum and are hard anodized to prevent corrosion.
- Locking nuts are reverse knurled to prevent scratching rods when transporting or storing.
- Available in black anodizing.

ITEM NO.	LENGTH	I.D.
Black	mm (inch)	mm (inch)
A16-B	102 (4.0)	15.9 (0.63)
A18-B	102 (4.0)	17.1 (0.67)
A20-B	114 (4.5)	20.0 (0.79)

ALUMINUM SPIN RINGS

- All rings are machined from high grade aluminum and are anodized to prevent corrosion.
- Contoured design provides both comfort and holding power.
- Available in black anodizing.
- Order two items to make one set.



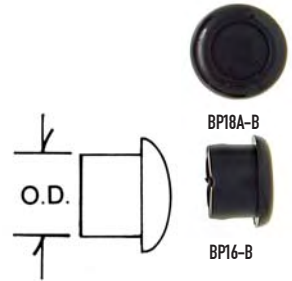
A24H-B

A24H-B

ITEM NO.	I.D.	TO FIT
Black	mm (inch)	CORK GRIPS
A22H-B	21.5 (0.85)	-
A24H-B	23.3 (0.92)	LS10A-200
A26H-B	25.4 (1.00)	MS10A-260

BUTT PLUGS

- Made of durable rubber/vinyl compound.
- Fits the butt end of reel seat to protect and cushion the rod.
- Available in black.



ITEM NO.	O.D.	TO FIT
Black	mm (inch)	REEL SEATS
BP16-B	15.7 (0.62)	A5, A6, A8, G16, A16
BP18A-B	17.5 (0.69)	G17, A18

Pacific Bay International is dedicated to offering the most diverse selection of rod components throughout the world.

Our product development team can work with you to create that special product that will set your custom rod apart from the rest.

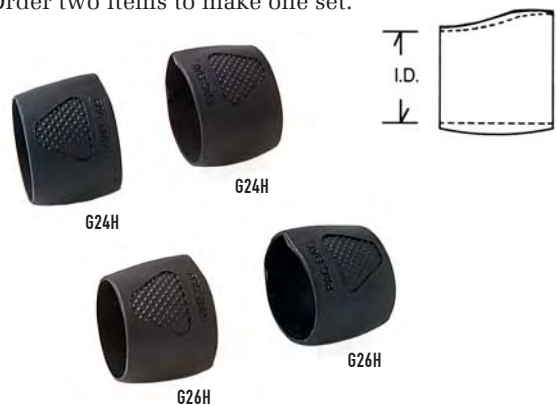
Call today for more information on our wide variety of custom options.

1-800-272-2229

www.fishpacbay.com

GRAPHITE SPIN RINGS

- Lightweight and sensitive, yet extremely durable.
- Warm to the touch, even in cold weather; ideal for ice rods, especially when matched with the light, graphite composite reels popular today.
- Contoured design provides both comfort and holding power.
- Sandblasted for additional smoothness to protect both cork and hands.
- Order two items to make one set.



G24H

G24H

G26H

G26H

ITEM NO.	I.D.	TO FIT
	mm (inch)	CORK GRIPS
G24H	23.3 (0.92)	LS10A-200
G26H	25.4 (1.00)	MS10A-260

Casting Reel Seats

GRAPHITE LOW PROFILE CASTING REEL SEATS CENTERED BORE

- Trigger is a molded extension of the body, providing a more comfortable, secure grip.
- These tough graphite/nylon reel seats are up to 50% lighter than all metal seats and also provide more warmth, sensitivity and corrosion resistance.
- Self-aligning stainless steel hood with keyway on body, allows faster and stronger reel mounting.
- Ribbed interior bore to assure proper bonding with blank.
- Hood comes with or without graphite/nylon cushion which insulates reel feet, preventing electrolytic corrosion.
- TiCH-Nickel Alloy plating process over stainless steel hoods to match the color of our TiCH coated guides.
- Hood finish available in natural stainless steel, black satin, gold or our TiCH color.



ITEM NO.				LENGTH mm (inch)	I.D. mm (inch)	WITH OR WITHOUT CUSHIONED HOOD
Stainless steel hoods	Black hoods	Gold hoods	TiCH hoods			
GTF16	GTF16-B	GTF16-G		108.0 (4.250)	15.5 (0.61)	without cushion
GTF17	GTF17-B	GTF17-G		120.0 (4.725)	17.2 (0.68)	without cushion
GTF18	GTF18-B	GTF18-G		130.6 (5.142)	17.9 (0.71)	without cushion
GTF16C	GTF16C-B	GTF16C-G	GTF16C-C	108.0 (4.250)	15.5 (0.61)	with cushion
GTF17C	GTF17C-B	GTF17C-G	GTF17C-C	120.0 (4.725)	17.2 (0.68)	with cushion
GTF18C	GTF18C-B	GTF18C-G	GTF18C-C	130.6 (5.142)	17.9 (0.71)	with cushion

GRAPHITE BLANK-EXPOSED CASTING REEL SEATS

- Pacific Bay original ultralite in-line blank-thru bottom exposure reel seat. These tough graphite/nylon reel seats are up to 50% lighter than all metal seats and are warm to the touch, sensitive, and corrosion resistant.
- Most popular choice for bass, salmon/steelhead and all straight-handled casting rods.
- Blank exposure allows your trigger finger to be in direct contact with the blank for maximum sensitivity to strikes.
- I.D. increments of 0.5 mm allow for a perfect fit of the blank to the exposure hole.
- TiCH-Nickel Alloy plating process over stainless steel hoods to match the color of our TiCH coated guides.
- Cushioned hoods available in natural stainless steel, black, gold or our TiCH color.



ITEM NO.				LENGTH mm (inch)	I.D. mm (inch)
Stainless Steel Hoods	Black Hoods	Gold Hoods	TiCH Hoods		
GB16C-085	GB16C-B-085	GB16C-G-085	GB16C-C-085	108.5 (4.271)	08.5 (0.334)
GB16C-090	GB16C-B-090	GB16C-G-090	GB16C-C-090	108.5 (4.271)	09.0 (0.354)
GB16C-095	GB16C-B-095	GB16C-G-095	GB16C-C-095	108.5 (4.271)	09.5 (0.374)
GB16C-100	GB16C-B-100	GB16C-G-100	GB16C-C-100	108.5 (4.271)	10.0 (0.394)
GB16C-105	GB16C-B-105	GB16C-G-105	GB16C-C-105	108.5 (4.271)	10.5 (0.413)
GB16C-110	GB16C-B-110	GB16C-G-110	GB16C-C-110	108.5 (4.271)	11.0 (0.433)
GB16C-115	GB16C-B-115	GB16C-G-115	GB16C-C-115	108.5 (4.271)	11.5 (0.453)
GB16C-120	GB16C-B-120	GB16C-G-120	GB16C-C-120	108.5 (4.271)	12.0 (0.473)
GB16C-125	GB16C-B-125	GB16C-G-125	GB16C-C-125	108.5 (4.271)	12.5 (0.493)
GB16C-130	GB16C-B-130	GB16C-G-130	GB16C-C-130	108.5 (4.271)	13.0 (0.512)
GB16C-135	GB16C-B-135	GB16C-G-135	GB16C-C-135	108.5 (4.271)	13.5 (0.532)
GB16C-140	GB16C-B-140	GB16C-G-140	GB16C-C-140	108.5 (4.271)	14.0 (0.552)
GB16C-145	GB16C-B-145	GB16C-G-145	GB16C-C-145	108.5 (4.271)	14.5 (0.571)
GB16C-150	GB16C-B-150	GB16C-G-150	GB16C-C-150	108.5 (4.271)	15.0 (0.591)
GB17C-150	GB17C-B-150	GB17C-G-150	GB17C-C-150	121.7 (4.791)	15.0 (0.591)
GB17C-155	GB17C-B-155	GB17C-G-155	GB17C-C-155	121.7 (4.791)	15.5 (0.610)
GB17C-160	GB17C-B-160	GB17C-G-160	GB17C-C-160	121.7 (4.791)	16.0 (0.630)
GB17C-165	GB17C-B-165	GB17C-G-165	GB17C-C-165	121.7 (4.791)	16.5 (0.650)
GB17C-170	GB17C-B-170	GB17C-G-170	GB17C-C-170	121.7 (4.791)	17.0 (0.670)

Fly Reel Seats

MODEL UL3 UPLOCKING REEL SEAT

- Overall length, including recessed portion, 99 mm (3.9").
- Average weight 1 oz.
- Cork ring for recessed hood available separately.
- I.D. of 10.16 mm (0.400").
- Aluminum hardware available in Nickel Silver, Titanium, and Black Satin Anodizing.
- Skeleton includes: 1 recessed hood, 1 threaded body, 1 locking nut, 1 sliding hood, and 1 end cap.
- Complete reel seat is unassembled.



UL3BEG-NS

UL3BES-T

UL3WG-B

Natural Wood / Finish	ITEM NO.				Wood Insert Only ITEM NO.
	English Bronze	Nickel Silver	Titanium	Black Satin	
Walnut / Glossy		UL3WG-NS	UL3WG-T	UL3WG-B	NWG3
Bubinga / Glossy		UL3BG-NS	UL3BG-T	UL3BG-B	NBG3
Rosewood / Glossy		UL3RG-NS	UL3RG-T	UL3RG-B	NRG3
Rosewood / Satin		UL3RS-NS	UL3RS-T	UL3RS-B	NRS3
Zebra / Glossy		UL3ZG-NS	UL3ZG-T	UL3ZG-B	NZG3
Maple / Glossy		UL3MG-NS	UL3MG-T	UL3MG-B	NMG3
Maple / Satin		UL3MS-NS	UL3MS-T	UL3MS-B	NMS3
Birdseye Maple / Glossy		UL3BEG-NS	UL3BEG-T	UL3BEG-B	NBEG3
Birdseye Maple / Satin		UL3BES-NS	UL3BES-T	UL3BES-B	NBES3
Cocobolo / Glossy		UL3CG-NS	UL3CG-T	UL3CG-B	NCG3
Cocobolo / Satin		UL3CS-NS	UL3CS-T	UL3CS-B	NCS3
Aluminum Skeleton Components Only	UL3-EB	UL3-NS	UL3-T	UL3-B	Component Breakdown

* English Bronze skeleton now available - UL3-EB



UL3ZG-NS

UL3WG-T

UL3RG-B

MODEL A4 - UPLOCKING DYNAWOOD™ FLY REEL SEATS, MILLED BODY



AR4C-T

- Slot milled for positive reel placement.
- Fixed hood is machined to 0.790" O.D. for recessing under cork.
- Overall length (3 11/16") with cap.
- Dynawood™ insert I.D. of 11.5 mm (0.453") accepts the reamable GA12 arbor (Page 37).
- Aluminum anodizing available in Titanium, Black Satin, and Gold.
- All A4 reel seats are offered unassembled.
- Aluminum end cap is included in all model A4 reel seats.

Dynawood Insert Choices	ITEM NO.		
	Titanium	Black Satin	Gold
Rosewood	AR4C-T	AR4C-B	AR4C-G
Walnut	AW4C-T	AW4C-B	AW4C-G

Fly Reel Seats



NU12BRG

NU12TMG

MODEL NU12 NICKEL SILVER UPLOCKING REEL SEAT

- Overall length 96.21 mm (3.788”).
- Insert I.D. of 11.51 mm (0.453”) accepts our GA12 graphite arbor for easy reel seat mounting.
- Skeleton includes: 1 recessed hood*, 1 threaded body, 1 locking nut, 1 sliding hood, and 1 end cap.
- Complete reel seat is unassembled.

*The recessed hood is comprised of aluminum with a nickel finish. The rest of the skeleton consists of nickel silver alloy.

Natural Wood/Finish	ITEM NO.		Wood Insert Only ITEM NO.
	Nickel Silver		
Burled Rosewood/Glossy	NU12BRG		NBRG12
Burled Rosewood/Satin	NU12BRS		NBRS12
Tiger Maple/Glossy	NU12TMG		NTMG12
Tiger Maple/Satin	NU12TMS		NTMS12
Skeleton Component Only	NU12		Component Breakdown

MODEL UL5 - UPLOCKING REEL SEAT

- Overall length 98.60 mm (3.882”).
- Insert I.D. of 11.5 mm (0.453”) accepts our GA12 graphite arbor for easy reel seat mounting.
- Hardware available with Nickel or TiCH plating.
- Skeleton includes: 1 fixed hood, 1 threaded body, 1 locking nut, 1 sliding hood, and 1 end cap.
- Complete reel seat is unassembled.

Natural Wood/Finish	ITEM NO.		Wood Insert Only ITEM NO.
	Nickel	TiCH	
Cocobolo / Glossy	UL5CG-K	UL5CG-C	NCG5
Cocobolo / Satin	UL5CS-K	UL5CS-C	NCS5
Birdseye Maple / Glossy	UL5BEG-K	UL5BEG-C	NBEG5
Birdseye Maple / Satin	UL5BES-K	UL5BES-C	NBES5
Skeleton Components Only	UL5-K	UL5-C	Component Breakdown



UL5CG-K

UL5BES-C

UL5CS-C

UL5BEG-K

MODEL DL5 - DOWNLOCKING REEL SEAT

- Overall length 100.75 mm (3.965”).
- Insert I.D. of 11.5 mm (0.453”) accepts our GA12 graphite arbor for easy reel seat mounting.
- Hardware available with Nickel or TiCH plating.
- Skeleton includes: 1 trim ring, 1 threaded body, 1 locking nut, 1 sliding hood, 1 fixed hood, 1 end cap.
- Complete reel seat is unassembled.



DL5CS-K

DL5BES-K

DL5CG-C

DL5BEG-C

Natural Wood/Finish	ITEM NO.		Wood Insert Only ITEM NO.
	Nickel	TiCH	
Cocobolo / Glossy	DL5CG-K	DL5CG-C	NCG5
Cocobolo / Satin	DL5CS-K	DL5CS-C	NCS5
Birdseye Maple / Glossy	DL5BEG-K	DL5BEG-C	NBEG5
Birdseye Maple / Satin	DL5BES-K	DL5BES-C	NBES5
Skeleton Components Only	DL5-K	DL5-C	Component Breakdown

Fly Reel Seats

MODEL A7, A8, AND A9 MACHINED FLY REEL SEATS, ROUND BODY



Body Material	ITEM NO.				LENGTH mm (inch)	I.D. mm (inch)	Insert Only ITEM NO.
	Titanium	Black Satin	Gold	TiCH			
All Aluminum	A7C-T	A7C-B	A7C-G		90 (3.544)	13.9 (0.547)	
	A8-T	A8-B	A8-G		90 (3.544)	15.7 (0.620)	
	A8L2-T	A8L2-B	A8L2-G		102 (4.000)	15.7 (0.620)	
	A9-T	A9-B	A9-G		105 (4.134)	19.0 (0.747)	
Rose Dynawood	AR7C-T	AR7C-B	AR7C-G		90 (3.544)	11.0 (0.432)*	R17-432
	AR8-T	AR8-B	AR8-G		90 (3.544)	11.5 (0.453)*	R18-453
	AR8L2-T	AR8L2-B	AR8L2-G		102 (4.000)	11.5 (0.453)*	R18-453
							WG17
Woven Graphite	AWG7C-T	AWG7C-B	AWG7C-G		90 (3.544)	12.8 (0.505)	WG18
	AWG8-T	AWG8-B	AWG8-G		90 (3.544)	14.1 (0.555)	WG18
	AWG8L2-T	AWG8L2-B	AWG8L2-G		102 (4.000)	14.1 (0.555)	WG18
				RF-AWG7C-C	90 (3.544)	12.8 (0.505)	RF-WG17
			RF-AWG8-C	90 (3.544)	14.1 (0.555)	RF-WG18	
Aluminum Skeleton Components Only	A7SK-T	A7SK-B	A7SK-G		42.7 (1.681)	13.9 (0.547)	Component Breakdown
	A8SK-T	A8SK-B	A8SK-G		41.3 (1.626) Less Cap	15.7 (0.620)	
	A8L2SK-T	A8L2SK-B	A8L2SK-G		52.9 (2.080) Less Cap	15.7 (0.620)	
Aluminum Cap	A8CAP-T	A8CAP-B	A8CAP-G	A8CAP-C			
Included on all #7 reel seats							

* Represents the wood insert I.D. which can be reamed.

- Rainforest Green woven graphite inserts are available in models A7 and A8 and come complete with a skeleton anodized in TiCH color.
- A7, A8 and A9 locking nuts now have an embedded rubber O-ring to help prevent loosening during use.
- Threaded barrel O.D.'s - A7=0.650"; A8=0.750"; A9=0.855".
- Fixed Hood O.D.'s - A7=0.865"; A8=0.985"; A9=1.120".
- A8L2 has 4" long body with 2 locking nuts.
- All #7 reel seats come with end cap.
- All #8 reel seats can use end cap A8CAP, rubber end plug BP16, or fighting butts F2M, F2 and F5.
- Skeleton includes: One each of threaded barrel, locking nut, fixed hood and sliding hood. End cap is included on A7SKC's, but should be ordered separately for A8SK's.
- Woven Graphite inserts for models A7, A8 and A8L2.
- All aluminum reel seats are completely assembled except for cap.
- All insert reel seats require assembly.

MODEL A5 UNLOCKING DYNAWOOD™ FLY REEL SEATS, ROUND BODY



AW5-G



AR5-B

- Fixed hood can be recessed under CR2 cork ring.
- Overall length 90 mm (3.544") with aluminum cap.
- Dynawood™ insert I.D. of 11.5mm (0.453") accepts the reamable GA12.
- Aluminum anodizing available in Titanium, Black Satin and Gold.
- All A5 reel seats are offered unassembled.
- Use with A5CAP end cap, BP16 rubber plug or fighting butts F2M, F2 or F5, each sold separately.

Body Material	ITEM NO.			LENGTH mm (inch)	I.D. mm (inch)	Wood Insert Only ITEM NO.
	Titanium	Black Satin	Gold			
Rosewood	AR5-T	AR5-B	AR5-G	90 (3.544)	11.5 (0.453)	R15-453
Walnut	AW5-T	AW5-B	AW5-G	90 (3.544)	11.5 (0.453)	W15-453
Aluminum Skeleton Components Only	A5SK-T	A5SK-B	A5SK-G	42.7 (1.681)	13.9 (0.547)	Component Breakdown
Aluminum Cap	A5CAP-T	A5CAP-B	A5CAP-G			

Fly Reel Seats

CHANNEL LOCK™ FLY REEL SEATS



PAC BAY EXCLUSIVE

- Newly added to the Channel Lock™ Series are the CL9's, which are excellent for spey rods!
- Machined from marine-grade aluminum and hard anodized to prevent corrosion.
- Fixed hood keyed to the channel insures a permanent anchorage.
- Channel design of body centers and holds any size reel securely.
- Sliding hood keyed to the channel and attached to a lock nut will prevent hood-spin and insure automatic reel centering.
- Heavy-duty reverse knurled nuts.
- Ribbed I.D. allows glue reservoir for firmer bonding.
- Aluminum anodizing is available in Titanium, Black Satin, Gold, TiCH and Rainforest Green.
- Available with a machined recessable fixed hood.

Body Material	ITEM NO.					LENGTH mm (inch)	I.D. mm (inch)	O.D. RECESSED HOOD mm (inch)
	Titanium	Black Satin	Gold	TiCH	Rainforest Green			
All Aluminum	CL7RC-T	CL7RC-B	CL7RC-G	CL7RC-C	RF-CL7RC-GR	88.9 (3.5)	11.55 (.455)	19.50 (.768)
	CL8R-T*	CL8R-B*	CL8R-G*	CL8R-C*	RF-CL8R-GR*	101.6 (4.0)	13.95 (.550)	22.47 (.885)
	CL9R-T	CL9R-B	-	CL9R-C	-	104.95 (4.13)	18.95 (0.746)	26.50 (1.043)
Aluminum Cap	CL8CAP-T	CL8CAP-B	CL8CAP-G	CL8CAP-C	RF-CL8CAP-GR			

* All CL8's are sold without end caps.

MODEL A6 MACHINED FLY REEL SEATS, MILLED BODY

- Rubber O-Ring embedded in front lock nut for secure locking.
- Flat milled body for positive reel placement.
- Reel seat body available in all aluminum (I.D. 15.7 mm, 0.62") or with a Rose Dynawood insert (I.D. 11.5 mm, 0.453").
- Choice of machined fixed hoods for heavy duty reel mounting, or stamped for recessing under cork.
- Overall length 100 mm (3.9"); average weight 1.5 oz.
- Aluminum available in Titanium, Black Satin and Black/Gold Anodizing.
- Aluminum/Dynawood reel seats (AR6 and AR6R) are all unassembled.
- Use with A8CAP end cap, or fighting butts F2M, F2 or F5, each sold separately.



Body Material	ITEM NO.			Fixed Hood
	Titanium	Black Satin	Black Satin Body with Gold Hoods & Nuts	
All Aluminum	A6-T	A6-B	A6-BG	Machined
Rose Dynawood	AR6-T	AR6-B	AR6-BG	Machined
	AR6R-T	AR6R-B	AR6R-BG	Recessed

MODEL A10 - HEAVY DUTY ALUMINUM FLY REEL SEATS, MILLED BODY

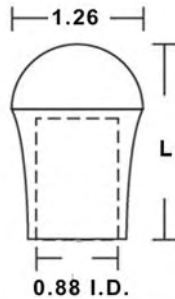
- Heavy duty knurled sliding hood.
- Rubber O-ring in locking nut for secure locking.
- Slot milled body for positive reel placement.
- Recessable fixed hood comes unassembled.
- Aluminum available in Titanium, Black Satin and Gold Anodizing.



ITEM NO.			LENGTH mm (inch)	I.D. mm (inch)	O.D. mm (inch)
Titanium	Black Satin	Gold			
A10S-T	A10S-B	A10S-G	102 (4.00)	15.7 (0.620)	19 (0.750)

Fighting Butts & Caps

FIGHTING BUTTS HEAVY DUTY ALUMINUM



- Heavy duty design for larger gamefish.
- Consists of heavy duty anodized aluminum body and rubber cap.
- Scored inside for better adhesion.

ITEM NO.			LENGTH	I.D.
Titanium	Black	Gold	mm (inch)	mm (inch)
AF2-T	AF2-B	AF2-G	50 (2.00)	19.7 (0.78)



ITEM NO.					LENGTH	I.D.
Silver	TiCH	Green	Red	Blue	mm (inch)	mm (inch)
AF2-S	AF2-C	AF2-GR	AF2-R	AF2-U	50 (2.00)	19.7 (0.78)

FIGHTING BUTTS AND CAPS

- Fits all A5, A6, A8 & all #16 graphite reel seats.
- Threaded aluminum insert with rubber O-Ring, standard or bamboo burl cork body and black rubber (F2M) or EVA foam cap (F2 & F5).
- Includes an aluminum mounting plug and a removable fighting butt. Mount as up or down locking for all-aluminum reel seats, uplocking only for aluminum/Dynawood reel seats.
- Aluminum plug available in Titanium, Black Satin and Gold Anodizing.
- Removable FBC cap fits the mounting plug when fighting butt is not in use.
- The CFB1.25S-375 all cork fighting butt comes without the plug insert in order to have the fighting butt applied directly to the blank. Comprised of high quality "Super" grade cork.

ITEM NO.	GRADE	LENGTH (inch)	I.D. (inch)	O.D. (inch)
CFB125S-375	Super	1.25	0.375	1.125

Aluminum Butt Plug	ITEM NO.			
	Titanium	Black Satin	Gold	TiCH
	FBP-T	FBP-B	FBP-G	FBP-C
	CL8FBP-T*	CL8FBP-B*	CL8FBP-G*	CL8FBP-C*

* Only fits CL8's.

CORK RINGS TO ACCEPT RECESSED REEL SEAT FIXED HOOD

- Both cork ring O.D.'s are 31.8 mm (1.25"); widths are 12.7 mm (0.5"). CR1 I.D. is 19.5 mm (0.768").



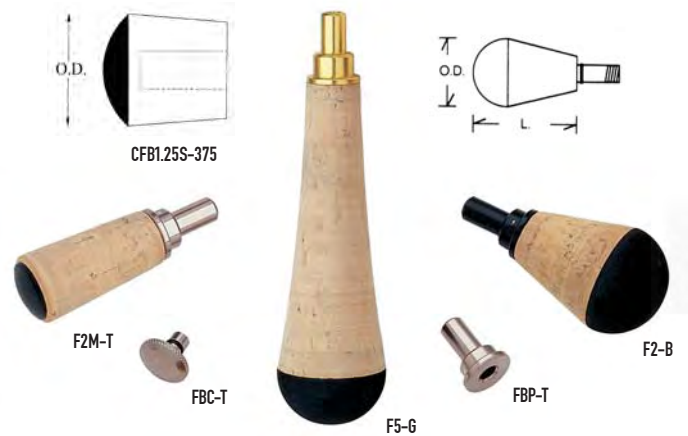
ITEM NO.	FOR REEL SEATS
CR1	CL7RC, UL3, A4*
CR2	A5, A6R, AR6R

* CR1 I.D. will require slight enlarging to accept the A4 hood.



FIGHTING BUTTS NEW COLORS HEAVY DUTY ALUMINUM

- Consists of brightly colored heavy duty anodized aluminum body and rubber cap.
- New **ACCENT** anodized coated series available as a **SPECIAL ORDER** and in a choice of colors. **Minimum quantities** apply. Call your distributor for more info.



ITEM NO.				LENGTH	O.D.
Titanium	Black Satin	Gold	Rainforest Green	mm (inch)	mm (inch)
F2MBBC-T**				2.0	26 (1.04)
CL8F2M-T*				2.0	26 (1.04)
F2M-T	F2M-B	F2M-G		2.0	26 (1.04)
F2-T	F2-B	F2-G	RF-CL8-F2-GR	2.0	40 (1.58)
F5-T	F5-B	F5-G		5.0	40 (1.58)
FBC-T	FBC-B	FBC-G	RF-FBC-GR		

** Bamboo Burl Cork * Only fits CL8's.

Saltwater Reel Seats



AH24M-BG

AH24M-B

AH24M-S

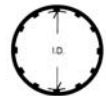
G22M-G

G22M-B

G22M-S

MACHINED HOOD REEL SEATS SALTWATER HEAVY DUTY ALUMINUM

- Machined from marine grade aluminum and anodized to prevent corrosion.
- Extra thick wall with deep cut threads, heavy duty machined hoods, and double nuts will provide years of trouble-free use.
- Heavy duty nuts are reverse knurled to prevent scratching rods when transporting or storing.
- Available in clear-anodized silver, anodized black, and black body with gold hoods and nuts.



Ribbed inside body for firmer bonding

ITEM NO.			LENGTH	ID.	O.D.
Silver	Black	Black / Gold	mm (inch)	mm (inch)	mm (inch)
AH22M-S	AH22M-B	AH22M-BG	133 (5.25)	20.9 (0.82)	25.4 (1.00)
AH24M-S	AH24M-B	AH24M-BG	146 (5.75)	24.2 (0.95)	29.7 (1.17)
AH26M-S	AH26M-B	AH26M-BG	146 (5.75)	26.0 (1.02)	31.5 (1.24)

MACHINED HOOD REEL SEATS SALTWATER HEAVY DUTY GRAPHITE / ALUMINUM

- Our unique HEAVY DUTY GRAPHITE REEL SEATS, ideally designed for saltwater and boat fishing, have anodized ALUMINUM MACHINED HOODS. Available in silver, black or gold.
- Thicker body and larger inside ribs for extra strength, more sensitivity, and a firm bond.
- Except G20M, all hoods have a GRAPHITE NYLON CUSHION inside to prevent electrolytic corrosion.
- Sliding machined hood has self-aligning design, to work with keyway on body, for faster and stronger reel mounting.



Ribbed inside body for firmer bonding

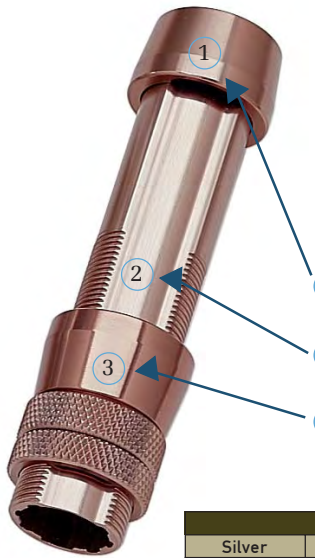


Aluminum machined hood with graphite nylon liner (no liner in G20M)

ITEM NO.			LENGTH	ID.
Silver hoods	Black hoods	Gold hoods	mm (inch)	mm (inch)
G20M-S	G20M-B	G20M-G	127 (5.0)	18.8 (0.74)
G22M-S	G22M-B	G22M-G	127 (5.0)	19.8 (0.78)
G24M-S	G24M-B	G24M-G	140 (5.5)	20.8 (0.82)
G26M-S	G26M-B	G26M-G	140 (5.5)	23.2 (0.91)

Channel Lock™ Seats & Butts

CHANNEL LOCK™ ALUMINUM REEL SEATS (Pat.)



- Machined from marine-grade aluminum and anodized to prevent corrosion
 - Available in clear-anodized silver, black, black/gold and our TiCH color anodizing.
 - Heavy-duty reverse knurled nuts.
 - Ribbed I.D. allows glue reservoir for firmer bonding.
 - Newly added to the Channel Lock Series are CL20's, which are perfect for light saltwater applications.
- 1 Fixed hood keyed to the channel insures a permanent anchorage.
 - 2 Channel design of body centers and holds any size reel securely.
 - 3 Sliding hood keyed to the channel and attached to a lock nut will prevent hood-spin and insure automatic reel centering.



ITEM NO.				LENGTH mm (inch)	I.D. mm (inch)	O.D. mm (inch)
Silver	Black	Black/Gold	TiCH			
CL20M-S	CL20M-B	CL20M-BG	CL20M-C	133 (5.25)	19.25 (0.75)	24.50 (0.97)
CL22M-S	CL22M-B	CL22M-BG	CL22M-C	133 (5.25)	20.9 (0.82)	26.9 (1.06)
CL24M-S	CL24M-B	CL24M-BG	CL24M-C	146 (5.75)	24.2 (0.95)	26.7 (1.17)
CL26M-S	CL26M-B	CL26M-BG	CL26M-C	146 (5.75)	26.0 (1.02)	31.5 (1.24)

CHANNEL LOCK™ GRAPHITE REEL SEATS WITH ALUMINUM HOODS (Pat.)

- These new graphite Channel Lock reel seats with aluminum hoods offer the same channel design as our all aluminum Channel Lock reel seats.
- Graphite body material makes the reel seats ideal for light weight sure-fit applications.
- Now available with our durable anodized colored hoods and matching trim rings: Silver, Blue, Green, Red, Deep Red, TiCH, and Gold.



ITEM NO.							LENGTH mm (inch)	I.D. mm (inch)	O.D. mm (inch)
Silver Hood	Red Hood	Deep Red Hood	Green Hood	Blue Hood	TiCH Hood	Gold Hood			
GCL20-S	GCL20-R	GCL20-DR	GCL20-GR	GCL20-U	GCL20-C	GCL20-G	133 (5.25)	19.2 (0.76)	24.55 (0.97)
GCL22-S	GCL22-R	GCL22-DR	GCL22-GR	GCL22-U	GCL22-C	GCL22-G	133 (5.25)	21 (0.83)	27 (1.06)
GCL24-S	GCL24-R	GCL24-DR	GCL24-GR	GCL24-U	GCL24-C	GCL24-G	146 (5.75)	24 (0.94)	29.75 (1.17)

Channel Lock™ Seats & Butts

“I have found your Channel Lock reel seat is a significant improvement...

For me it is a must-have feature when the day starts early, usually at or before daybreak, and I need to mount a reel without fumbling with a flashlight trying to find the reel foot slot in the dark. The hoods are already centered and once tightened, they form a solid fit to any standard foot.

Also, Channel Locks simplify the process of switching reels with different line weights especially in a pitching boat on open water. The elimination of hood rotation and positive alignment speeds up this change-over and allows the angler to be rigged and ready in half the time.

In addition to the practical side of these Channel Locks, I am impressed by the impeccable construction and finish of the components. Each seat has been machined, anodized and polished to the highest standard of quality.”

Gibbs Milliken, Product Editor
Texas Parks & Wildlife Magazine



Photo by Scott Sommerlatte

CHANNEL LOCK™ GRAPHITE REEL SEATS (Pat.)

- The all graphite Channel Lock reel seats offer the same channel design as our all aluminum Channel Lock reel seats.
- All graphite body material makes the reel seats ideal for light weight sure-fit applications.



GCL24

ITEM NO.	LENGTH mm (inch)	ID. mm (inch)	O.D. mm (inch)
Black			
GCL20	133 (5.25)	19.2(0.76)	24.55 (0.97)
GCL22	133 (5.25)	21 (0.83)	27 (1.06)
GCL24	146 (5.75)	24 (0.94)	29.75 (1.17)

CHANNEL LOCK™ ALUMINUM BUTTS (Pat.)



CHANNEL LOCK™ ALUMINUM BUTT						
ITEM NO.				LENGTH less ferrule (inch)	FERRULE I.D. mm (inch)	FERRULE O.D. mm (inch)
Silver	Black / Gold	STYLE	CLASS			
CLB1	CLB1-BG	Regular/ Straight	6-30	19.2	19.1 (0.750)	21.3 (0.838)
CLB1S	CLB1S-BG	Short/ Straight	6-30	17.2	19.1 (0.750)	21.3 (0.838)
CLB2	CLB2-BG	Regular/ Straight	30-50	19.8	22.2 (0.873)	24.6 (0.970)
CLB2C	CLB2C-BG	Regular/ Curved	30-50	26.8	22.2 (0.873)	24.6 (0.970)
CLB2S	CLB2S-BG	Short/ Straight	30-50	17.8	22.2 (0.873)	24.6 (0.970)
CLB2SC	CLB2SC-BG	Short/ Curved	30-50	17.8	22.2 (0.873)	24.6 (0.970)
CLB4	CLB4-BG	Regular/ Straight	80	22.8	25.4 (1.000)	28.8 (1.133)
CLB4C	CLB4C-BG	Regular/ Curved	80	27.8	25.4 (1.000)	28.8 (1.133)
CLB6	CLB6-BG	Regular/ Straight	130+	23.5	30.2 (1.188)	33.9 (1.335)
CLB6C	CLB6C-BG	Regular/ Curved	130+	28.4	30.2 (1.188)	33.9 (1.335)


- Utilizes “Channel Lock” to produce the most functional aluminum butt ever!
- Handles are swaged and machined from marine-grade aluminum for strength and durability.
- Anodized in clear silver and black/gold to prevent corrosion.
- **SPECIAL ORDER - Custom Colors are available in minimum quantity orders, call for more information.**



Butts & Sleeves

SALTWATER ALUMINUM BUTTS A PACIFIC BAY STANDARD

- Handles are swaged and reel seats machined from marine grade aluminum for strength and durability.
- Anodized to prevent corrosion and resist scratching.
- All locking nuts are reverse knurled to prevent scratching rods when transporting or storing.
- Available in clear-anodized silver and hard-anodized black body with gold hoods and nuts.



COMPLETE ALUMINUM BUTT						
ITEM NO.		STYLE	CLASS	LENGTH less ferrule (inch)	FERRULE I.D. mm (inch)	FERRULE O.D. mm (inch)
Silver	Black / Gold					
AB1	AB1-BG	Regular / Straight	6 - 30	19.2	19.1 (0.750)	21.3 (0.838)
AB1S	AB1S-BG	Short / Straight	6 - 30	17.2	19.1 (0.750)	21.3 (0.838)
AB2	AB2-BG	Regular / Straight	30 - 50	19.8	22.2 (0.873)	24.6 (0.970)
AB2C	AB2C-BG	Regular / Curved	30 - 50	26.8	22.2 (0.873)	24.6 (0.970)
AB2S	AB2S-BG	Short / Straight	30 - 50	17.8	22.2 (0.873)	24.6 (0.970)
AB2SC	AB2SC-BG	Short / Curved	30 - 50	17.8	22.2 (0.873)	24.6 (0.970)
AB4	AB4-BG	Regular / Straight	80	22.8	25.4 (1.000)	28.8 (1.133)
AB4C	AB4C-BG	Regular / Curved	80	27.8	25.4 (1.000)	28.8 (1.133)
AB6	AB6-BG	Regular / Straight	130+	23.5	30.2 (1.188)	33.9 (1.335)
AB6C	AB6C-BG	Regular / Curved	130+	28.4	30.2 (1.188)	33.9 (1.335)

FERRULE & FERRULE NUT ITEM NO.	
Silver	Black / Gold
CFN1	CFN1-BG
CFN2	CFN2-BG
CFN4	CFN4-BG
CFN6	CFN6-BG

DuraLite Butt Sleeve with Arbors & Gimbal



ITEM NO.	Total/Sleeve Length	I.D. mm	O.D. mm	Arbor I.D. mm
DLSS1	10-15/16" / 8"	27.1	31	16mm
DLSS2	13-7/16" / 10-1/2"	27.1	31	16mm
DLSS3	14-15/16" / 12"	27.1	31	16mm

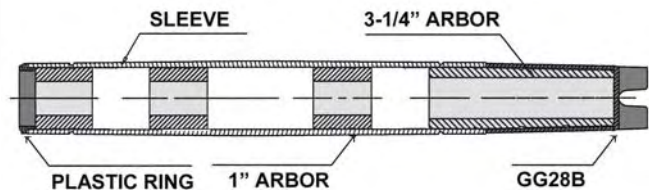


DuraLite Butt Sleeve

ITEM NO.	Sleeve Length	I.D. mm	O.D. mm	Arbor I.D. mm
DLS1	8"	27.1	31	16mm
DLS2	10-1/2"	27.1	31	16mm
DLS3	12"	27.1	31	16mm



MODELS DLSS & DLS DURALITE BUTT SLEEVE ASSEMBLY



- DuraLite Butt Sleeve assembly includes the sleeve, top ring, gimbal, three grooved arbors, and one tapered grooved arbor connecting the gimbal to the sleeve.
- Pac Bay DuraLite butt sleeve combos are available in three lengths: 10-15/16", 13-7/16", and 14-15/16".
- DuraLite Butt Sleeves, Caps, and Gimbals are manufactured from a light weight Nylon Grade 66 material.
- All items are available in black.
- Our classic GG28B Gimbals include ribbed inside walls for a firmer bond.
- The 3-1/4" grooved arbor is tapered for a secure fit connecting the sleeve with our GG28B Gimbal.
- Our light weight grooved arbors are made of polyurethane and can be reamed to larger sizes to fit a wide variety of blank diameters.
- Sleeves available without arbors and gimbals